WIRING DIAGRAM

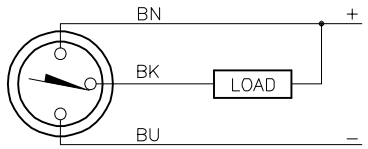

OUTPUT: AN6X

SHORT–CIRCUIT AND OVERLOAD PROTECTED

LOCKNUT LN–SS5

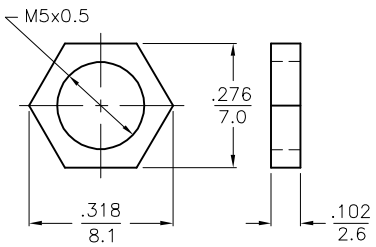

SPECIFICATIONS

RATED OPERATING DISTANCE	1.0 mm = .039" (NOMINAL)
MOUNTING MODE	FLUSH
MIN. REPEAT ACCURACY	≤2%
TEMPERATURE DRIFT	≤±10%
HYSTERESIS	3–15%
OPERATING TEMPERATURE	–25°C to +70°C (–13°F to +158°F)
RATED OPERATIONAL VOLTAGE	10–30 VDC
RIPPLE	≤10%
RATED OPERATIONAL CURRENT (DC)	≤100 mA
NO–LOAD CURRENT	≤15 mA
RESIDUAL CURRENT	≤0.1 mA
RATED INSULATION VOLTAGE	≤0.5 kV
SHORT–CIRCUIT PROTECTED	YES
MAX VOLTAGE DROP	≤1.8 V
WIRE BREAKAGE PROTECTION	INCORPORATED
REVERSE POLARITY PROTECTION	INCORPORATED
OUTPUT FUNCTION	3–WIRE, NORMALLY OPEN, NPN
MAX. SWITCHING FREQUENCY	≤3.0 kHz
HOUSING MATERIAL	METAL, A4 1.4404 (AISI 316L)
ACTIVE FACE MATERIAL	PLASTIC, PA12–GF20
CABLE	ø3.0, LifYY–11Y, TPU
SHOCK RESISTANCE	30 g, 11 ms
VIBRATION RESISTANCE	55 Hz, 1 mm AMPLITUDE (IN ALL 3 PLANES)
DEGREE OF PROTECTION	IP67
SWITCHING STATUS INDICATION	LED: YELLOW

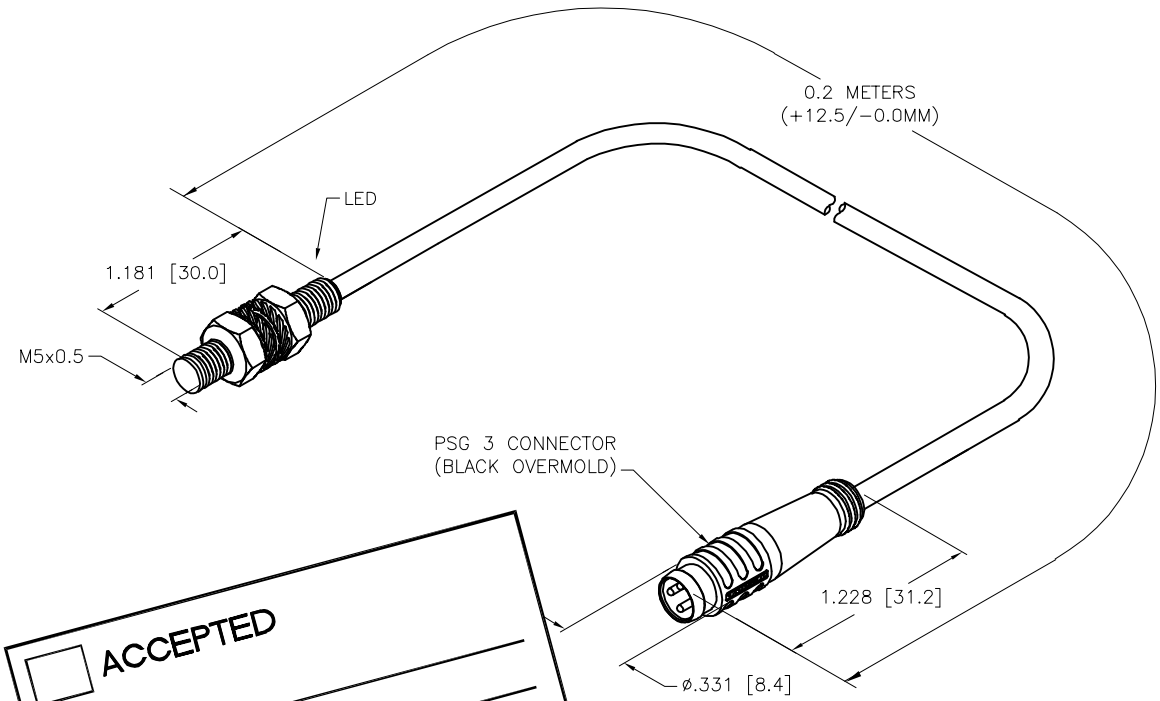

ACCEPTED

NAME

SIGNATURE

DATE

*** PENDING MFG VERIFICATION ***

SOURCE DRAWING - FOR REFERENCE ONLY

NOTES:

1. "/S771" INDICATES BLACK PLUG BODY. (ON PICOFAST CONNECTOR)

2. "/CS10011" DESIGNATES EXTENSION CORDSET AND SENSOR MOLD–ONS WITH A TIGHTER TOLERANCE – 0/ + 12.5MM (MAXIMUM LENGTH IS 1.2 METERS)

REV	DESCRIPTION	BY	DATE	ECO NO.
P1	DRAWING RELEASE PENDING	AS	07/08/26	

RELATED DOCUMENTS
1.
2. **NOTE**
3. **PRELIMINARY**
4. **SPECIFICATIONS**

3RD ANGLE PROJECTION

THIS DRAWING IS CONFIDENTIAL AND THE PROPERTY OF TURCK INC. USE OF THIS DOCUMENT WITHOUT WRITTEN PERMISSION IS PROHIBITED.

TURCK
3000 CAMPUS DRIVE
MINNEAPOLIS, MN 55441
1–800–544–7769
(763) 553–7300
(763) 553–0708 fax
www.turck.us

MATERIAL: SEE NOTES

FINISH: SEE NOTES

ALL DIMENSIONS DISPLAYED ON THIS DRAWING ARE FOR REFERENCE ONLY

CONTACT TURCK FOR MORE INFORMATION

DRFT: AS | DATE: 07/08/26

APVD | SCALE: 1=1.0

UNIT OF MEASUREMENT: **INCH [MILLIMETER]**

DO NOT SCALE THIS DRAWING

DESCRIPTION: BI1–EG05–AN6X–0.2–PSG3/S771/CS10011

IDENTIFICATION NO.: 46098831 | REV: P1

FILE: 46098831 | SHEET 1 OF 1